





What
Matters
Most

Every Child, Every Day

To help our students build their literacy skills, we should provide the following opportunities for every student, every day...

Every child reads something he or she chooses.



Every child reads accurately.

Every child reads something he or she understands.



Every child writes about something personally meaningful.

Every child talks with peers about reading and writing.



Every child listens to a fluent adult read aloud.

From the research of Richard Allington

BHH Readers


In the BOOK

- What is this story about?
- Who is telling the story?
- What's the problem and what are the characters doing to try to solve it?
- What does the author want me to know?



In My HEAD

- What surprised me?
- What did I notice while I read?
- What changed or challenged my thinking?
- What does the author think I already know?
- What questions do I have after reading?



In My HEART

- What did I learn about myself?
- What feelings am I having during and after reading?
- How will this book help me be a better person?



BHH Readers


In the BOOK

- What is this story about?
- Who is telling the story?
- What's the problem and what are the characters doing to try to solve it?
- What does the author want me to know?



In My HEAD

- What surprised me?
- What did I notice while I read?
- What changed or challenged my thinking?
- What does the author think I already know?
- What questions do I have after reading?



In My HEART

- What did I learn about myself?
- What feelings am I having during and after reading?
- How will this book help me be a better person?



BHH Readers

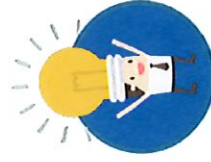
In the BOOK

- What is this story about?
- Who is telling the story?
- What's the problem and what are the characters doing to try to solve it?
- What does the author want me to know?



In My HEAD

- What surprised me?
- What did I notice while I read?
- What changed or challenged my thinking?
- What does the author think I already know?
- What questions do I have after reading?



In My HEART

- What did I learn about myself?
- What feelings am I having during and after reading?
- How will this book help me be a better person?



Ways to

Take Action!



Eagle Eye

Look at the picture.
Use the beginning letter.



Lips the Fish

Get your mouth ready.
Say the first sound.



Stretchy Snake

Slooooooowly stretch each
letter sound together.



Chunky Monkey

Break the word into
chunks you know.

m at © fl at © spl at ter



Tryin' Lion


Try to re-read the
sentence. Think about
what would make sense.



Skippy Frog

Skip the tricky word.
Read to the end.

Go back & try it again.



Flippy Dolphin

Flip the vowel sound.
Try long & short sounds.



Careful Caterpillar

Carefully read all the
parts of the word.


Ways to

Take Action!




Eagle Eye

Look at the picture.
Use the beginning letter.



Lips the Fish

Get your mouth ready.
Say the first sound.



Stretchy Snake

Slooooooowly stretch each
letter sound together.



Chunky Monkey

Break the word into
chunks you know.

m at © fl at © spl at ter



Tryin' Lion

Try to re-read the
sentence. Think about
what would make sense.



Skippy Frog

Skip the tricky word.
Read to the end.

Go back & try it again.



Flippy Dolphin

Flip the vowel sound.
Try long & short sounds.



Careful Caterpillar

Carefully read all the
parts of the word.

Ways to

Take Action!



Eagle Eye

Look at the picture.
Use the beginning letter.



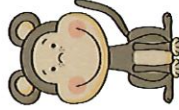
Lips the Fish

Get your mouth ready.
Say the first sound.



Stretchy Snake

Slooooooowly stretch each
letter sound together.



Chunky Monkey

Break the word into
chunks you know.

m at © fl at © spl at ter



Tryin' Lion


Try to re-read the
sentence. Think about
what would make sense.



Skippy Frog

Skip the tricky word.
Read to the end.

Go back & try it again.




Flippy Dolphin

Flip the vowel sound.
Try long & short sounds.



Careful Caterpillar

Carefully read all the
parts of the word.



C



Comment

&

wait 5 – 10 seconds

A



Ask a 'wh' question

&

wait 5 – 10 seconds

R



Respond

By

adding a little more

Things to Remember when Writing With Your Child at Home

1. Keep it simple - most of the writing will be about the experiences your child has had that day.



2. Don't worry about spelling. Just get your child writing their ideas down.




3. Brainstorming and drawing pictures help your child prepare to write.



4. Give your child choices when writing.

5. Sharing what we write is great!



For more writing tips and ideas check out:

<https://www.readingrockets.org/atoz/1158/all>

What is Growth Mindset?

Growth Mindset is believing you can learn anything if you put in the work, practice and effort. Growth Mindset is about working through a problem, not just focusing on the end product. To help them not give up and quit, encourage them that its ok to make a mistake and work through challenges, because that's how we learn.

Fixed mindset – view intelligence as fixed

Leads to a desire to look smart and that leads them to....

- Avoids challenges
- Gives up easily when faced with challenges
- Sees efforts as being fruitless or making things worse
- Ignore criticism or useful negative feedback
- Feels threatened by the success of others

Growth mindset – Intelligence can be developed




Leads to a desire to learn and promotes them to....

- Embraces challenges
- Persists in the face of setbacks
- Sees effort as the path to mastery
- Willingness to learn from criticism
- Find lessons and inspiration in the success of others

Things you can say or think to promote a growth mindset.

- Mistakes are good I am going to go back and try again.
- I want a more challenging problem to dig deeper.
- Can you teach me a strategy to solve this problem?
- I worked hard through a struggle.
- I made a mistake and learned something from it.
- Give me a challenge to stretch my thinking.
- I need more thinking time to work through a problem.
- My success is measured through the process not only the product.

Growth Mindset Books



Learning Connections to the 12 Types of Play



Arts Play

- Independence
- Self confidence
- Self esteem
- Spatial awareness
- Mathematical awareness
- Creativity
- Fine-motor growth



Language Play

- Sense of belonging
- Risk-taking
- Oral fluency
- Vocabulary development
- Listening for understanding
- Speaking to be understood




Construction Play

- Problem solving
- Perseverance
- Oral language
- Teamwork
- Large- and small-motor growth
- Creativity
- Ability to hypothesize
- Self-regulatory abilities


Rough and Tumble Play

- An outlet to release energy
- Self-control
- Social competence
- Empathy
- Taking turns
- Improved communication skills
- Regulation of attention and persistence



Risk-taking Play

- Independence
- Self confidence
- Self-esteem
- Spatial awareness
- Mathematical awareness
- Creativity
- Fine-motor growth



Mastery Play

- Competence in doing new things
- Confidence
- Independence
- Willingness to take risks
- Mindfulness



Sensory Play

- Mathematical and scientific reasoning
- Vocabulary development
- Cooperation, empathy, collaboration
- Large and small muscle control



Make-believe Play

- A sense of comfort and security
- Coping strategies
- Willingness to participate
- Creative problem solving
- Social problem solving



Rules-based Play

- A sense of comfort and security
- Confidence
- Sense of belonging
- Social flexibility and adaptability
- Purposeful use of materials for learning

Symbolic Play

- Independence
- Imaginative play
- Self-motivation
- Intrinsic learning
- Creativity



Large-motor Play

- Balance
- Spatial sense
- Coordination
- Muscle strength
- Physical fitness
- Willingness to participate



Small-motor Play

- Hand-eye coordination
- Visual tracking
- Control of mouth and lips to form words
- Comprehension



EDMONTON PUBLIC SCHOOLS

Early Years